

# The 2022 Greater Brazos Valley Health Assessment

Center for Community Health Development





# Agenda

---

**01**

Our Center

**02**

Assessment Design



**03**

Key Findings

**04**

Potential Next Steps





01

# Our Center

Center for Community Health Development  
(CCHD)



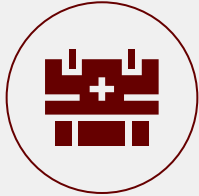
# Key Accomplishments

---



## Community Health Assessment

- 7 Assessments performed since 2002
- \$25 million in grants awarded



## Community Health Resource Centers


- 10 Centers created across the Greater Brazos Valley Region



## CHW Training Center

- Over 2,770 *promotoras* trained

# COVID-19 Disclaimer



- Interruption of traditionally used data sources
- We were sometimes forced to use estimate data rather than updated 2020 Census data





02

Assessment  
Design



# 2022 Assessment Sponsors

St. Joseph Health

Brazos County  
Health District

MHMR Authority of  
Brazos Valley

Texas A&M School  
of Public Health

Center for  
Community Health  
Development

Brazos Valley  
Community Action  
Agency  
(HealthPoint)






+

+

# Conducted & Prepared by

- James N. Burdine, Dr.P.H.
  - Heather R. Clark, Dr.P.H.
  - Adam Bradley, M.P.H.
  - Hannah G. Bartosh, B.S.
  - Jacob A. Stukenberg, B.S.
  - Catherine J. Catanach, B.A.
- 



# Introduction

- The 2022 Brazos Valley Regional Health Assessment covers the Brazos Valley
- Redefined as the Greater Brazos Valley Region to include Milam County and Lee County
- Additions were made to cover service delivery areas of organizations in the Brazos Valley Health Coalition



# The Greater Brazos Valley Region

The 2022 Brazos Valley Health Status Assessment included 9 counties:

- Brazos
- Burleson
- Grimes
- Lee
- Leon
- Madison
- Milam
- Robertson
- Washington




# Our process

---

Brazos Valley  
Health Coalition

Data Analysis

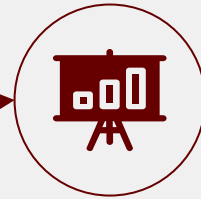


Advisory  
committee,  
CDGs

Data  
Collection



IRB Approval,  
CDGs, Secondary  
Data



Qualitative  
and  
Quantitative

Assessment  
Results



Written Report,  
Health Summit  
Presentation




# Assessment Conceptual Model



Social determinants of health (SDOH) are the conditions in the environments where people are born, live, learn, work, play, worship, and age that affect a wide range of health, functioning, and quality-of-life outcomes and risks.

- Neighborhood & Built Environment
- Health and Health Care
- Social & Community Context
- Education
- Economic Stability



Health equity will be achieved when everyone in the Region has equal and fair access to all the above resources.



# Community Discussion Groups



Community Discussion Groups (CDGs) provide insights into community perceptions of issues and concerns, along with different approaches to solving local health problems



19 CDGs were convened for this assessment, with over 300 participants

# Community Discussion Group Format

Each Discussion group was guided by the following questions

1. Describe your community.
2. What are the most important issue or challenges your community is facing?
3. What are the key resources in your community?
4. How has your community come together in the past to address important issues?
5. If a group were to try to address the issues you have identified, what advice would you have to help them be successful?

# Community Discussion Group

Thank you

- American Legion McClusky Post 640
- Brazos County Health District
- Brazos Valley Council of Governments
- Bryan ISD
- Buffalo Chamber of Commerce
- Buffalo Lion's Club
- Calvert Community Center
- The Cannery Kitchen
- Elizabeth Lutheran Church
- Faith Mission, Inc.
- First Baptist Church of Hearne
- Giddings City Council
- Giddings Noon Lions Club
- Grimes Health Resource Center
- Grimes County Sheriff's Office
- Hearne ISD
- Neil Recreation Center
- Madison Health Resource Center
- Milam County Health Department
- The Pharm Restaurant, Buffalo, TX
- Somerville Senior Center
- Washington County Community Resource Coordination Group
- Washington County Sheriff's Office

# Data Analysis Process

---



## Descriptive Analysis

- Mean/median, frequencies
- Compared to benchmarks (US Top Performing Counties, *Healthy People 2030*, etc.)



## CDG Thematic Analysis

- Consolidation of responses
- Repeated themes




## Consolidation

- Between CDGs and secondary data



# Secondary Data Sources

- County Health Rankings
- U.S. Census Bureau
- Centers for Disease Control and Prevention (CDC)
- Texas Workforce Commission
- Kaiser Family Foundation
- Episcopal Health Foundation
- Healthy People 2030



+

+

# 03

---

## Key Findings



# Contextual Findings



## Population Characteristics

People and community characteristics that influence health status



## Health Indicators

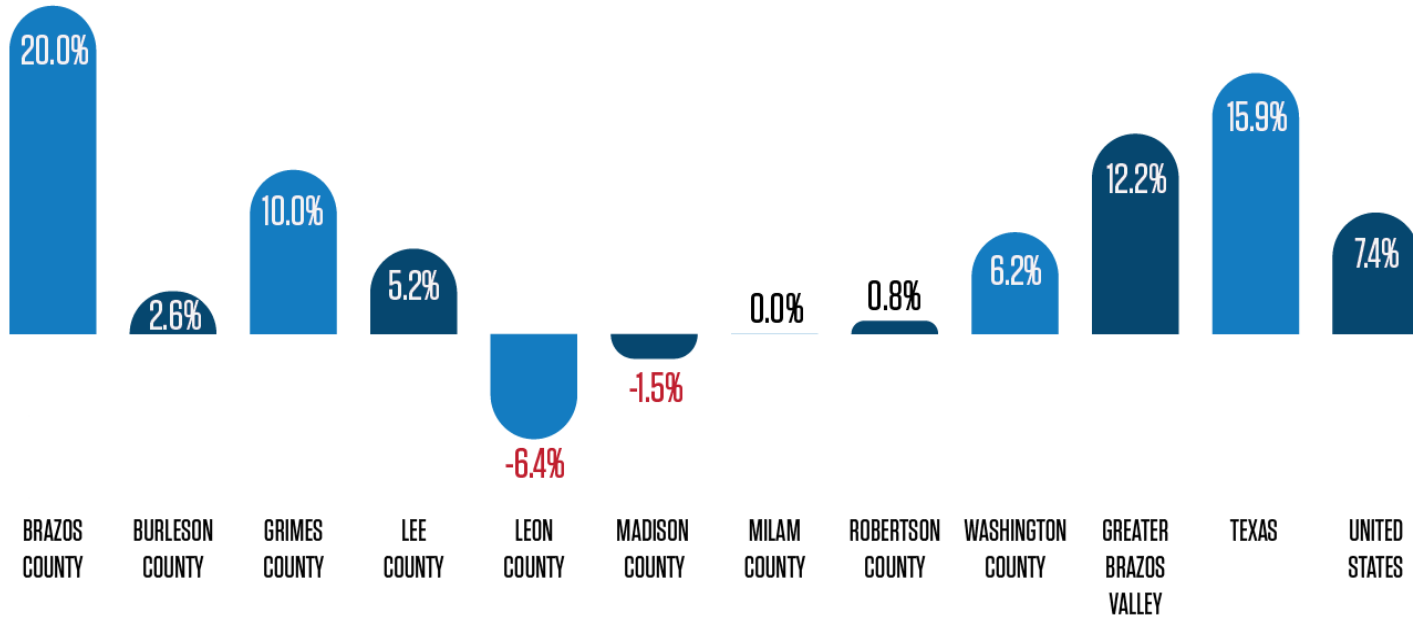
Factors related to health, including risk factors, diseases, and access-to-care related issues



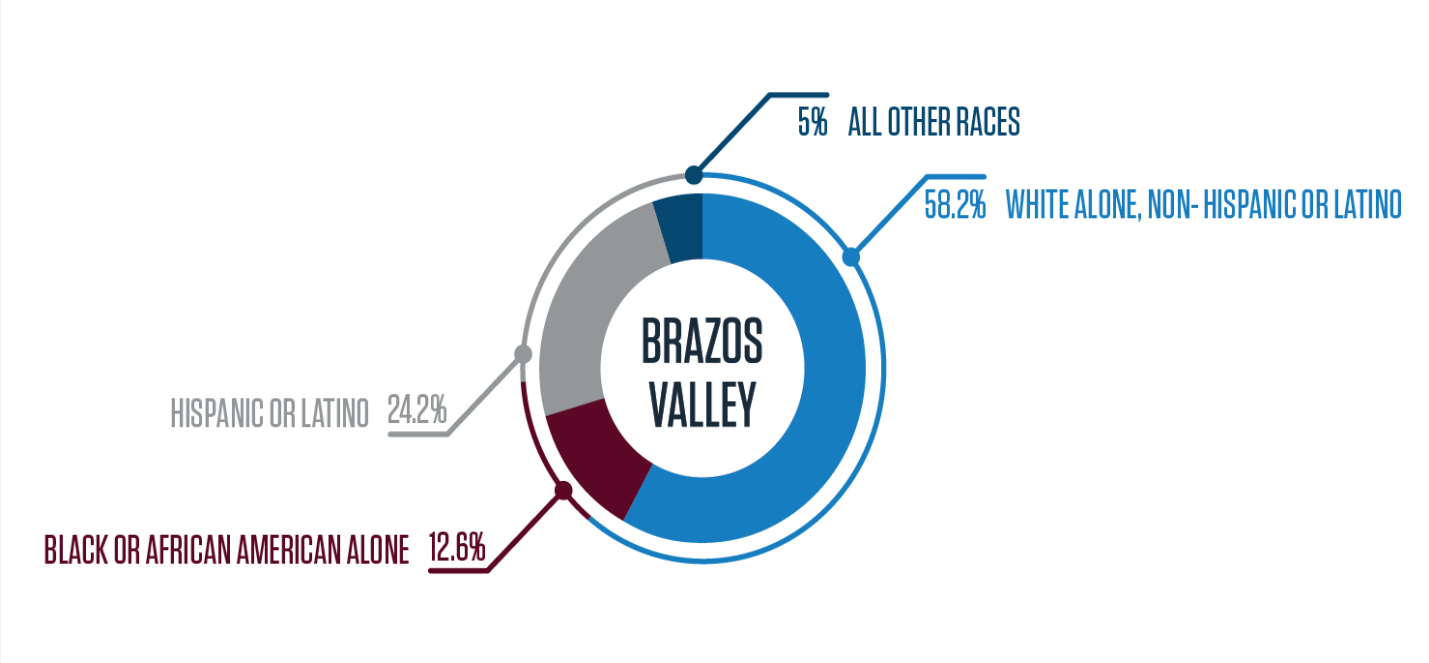
## Community Input

Community perceptions, problems, and the need for and use of various health and human services

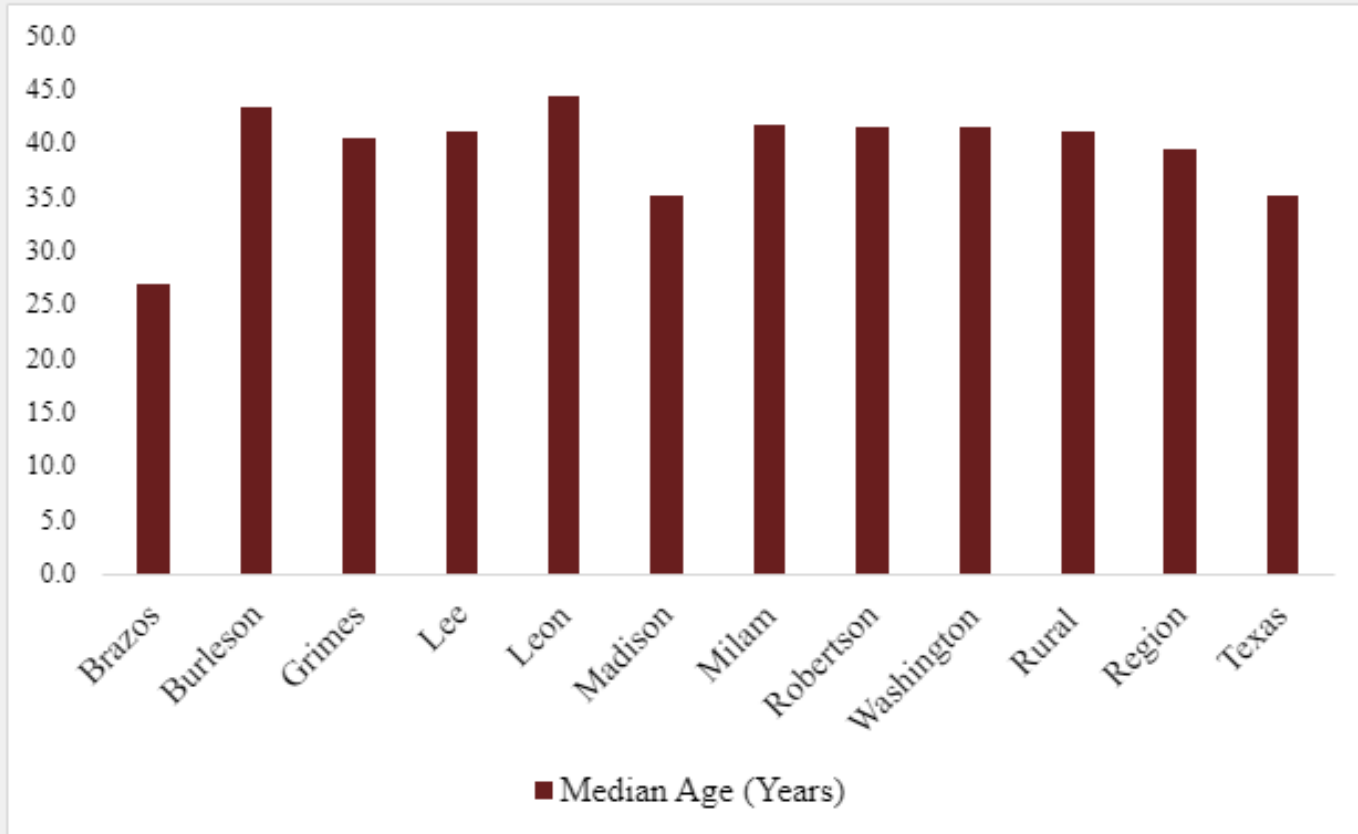
# Population Growth



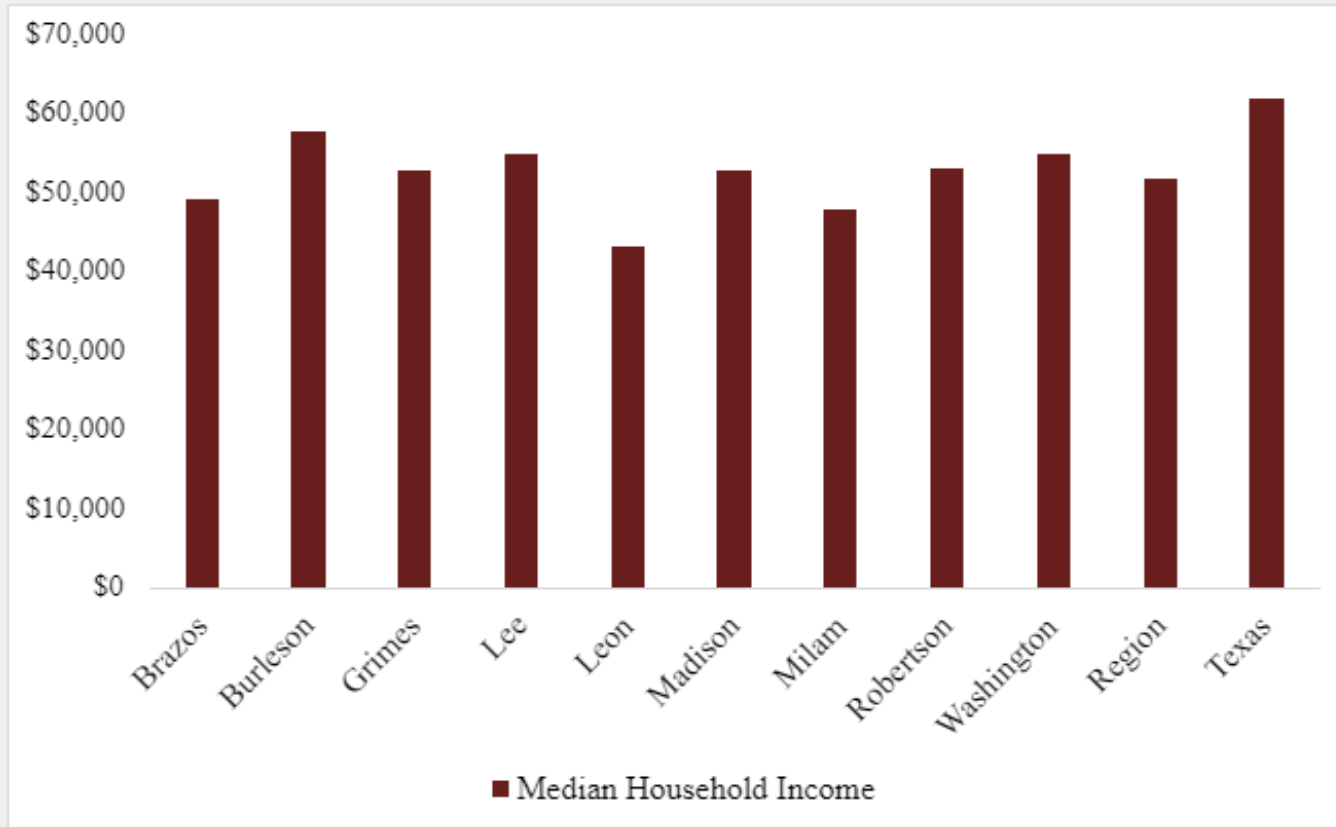
# Race & Ethnicity



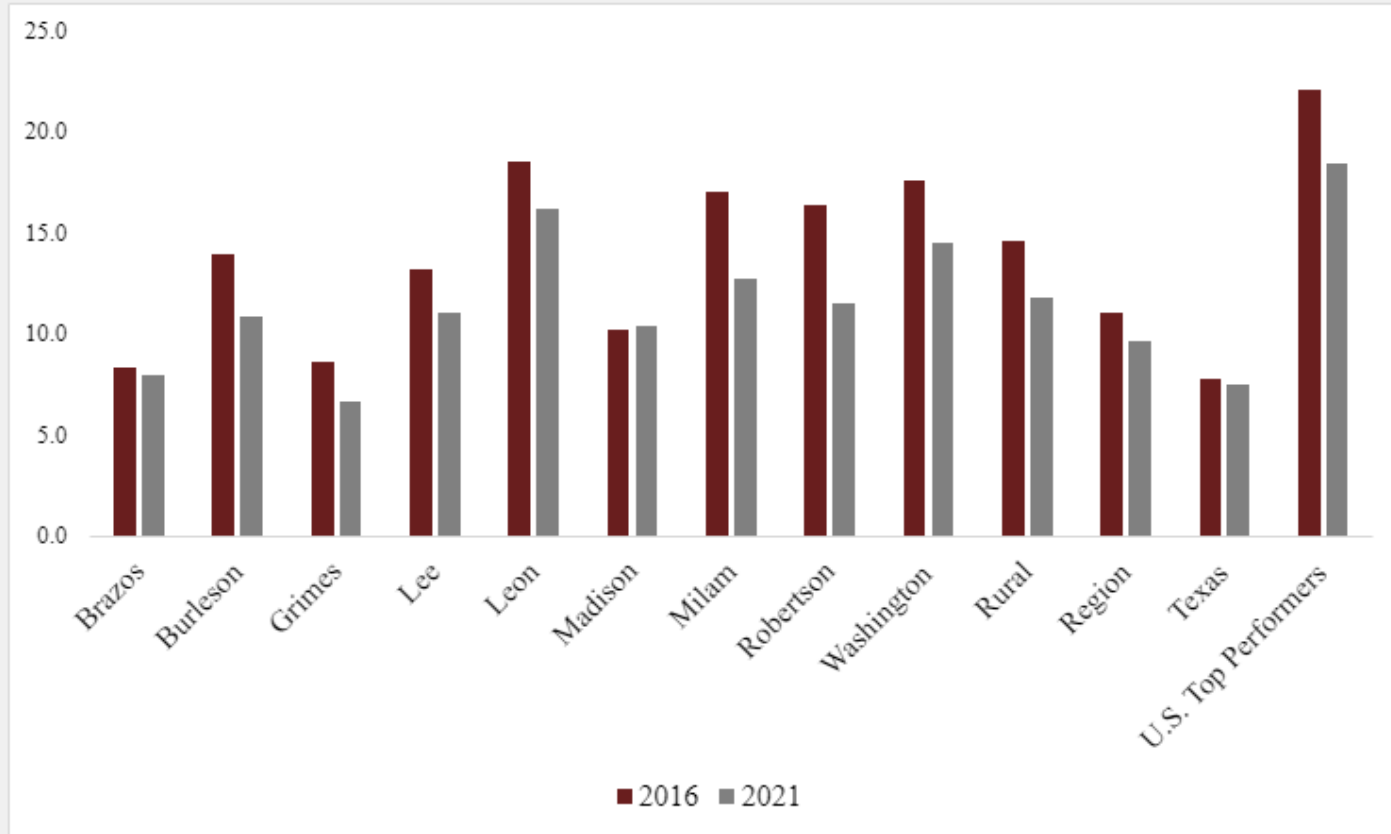
# Age



# Median Income

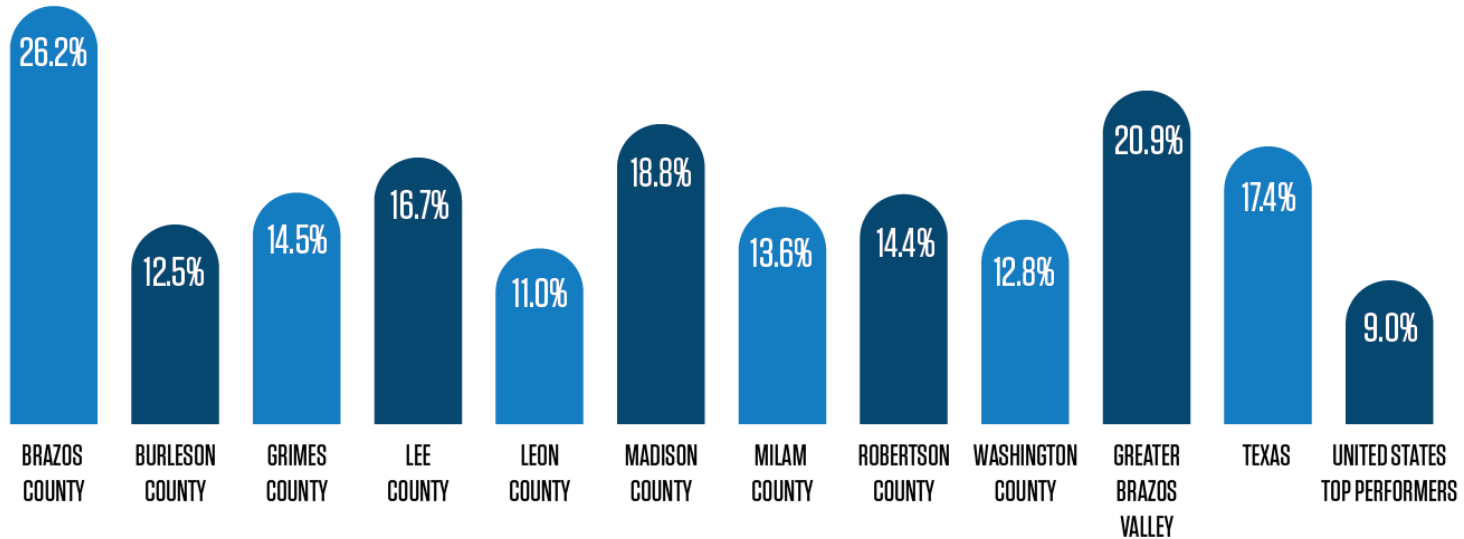


# Change in Social Association

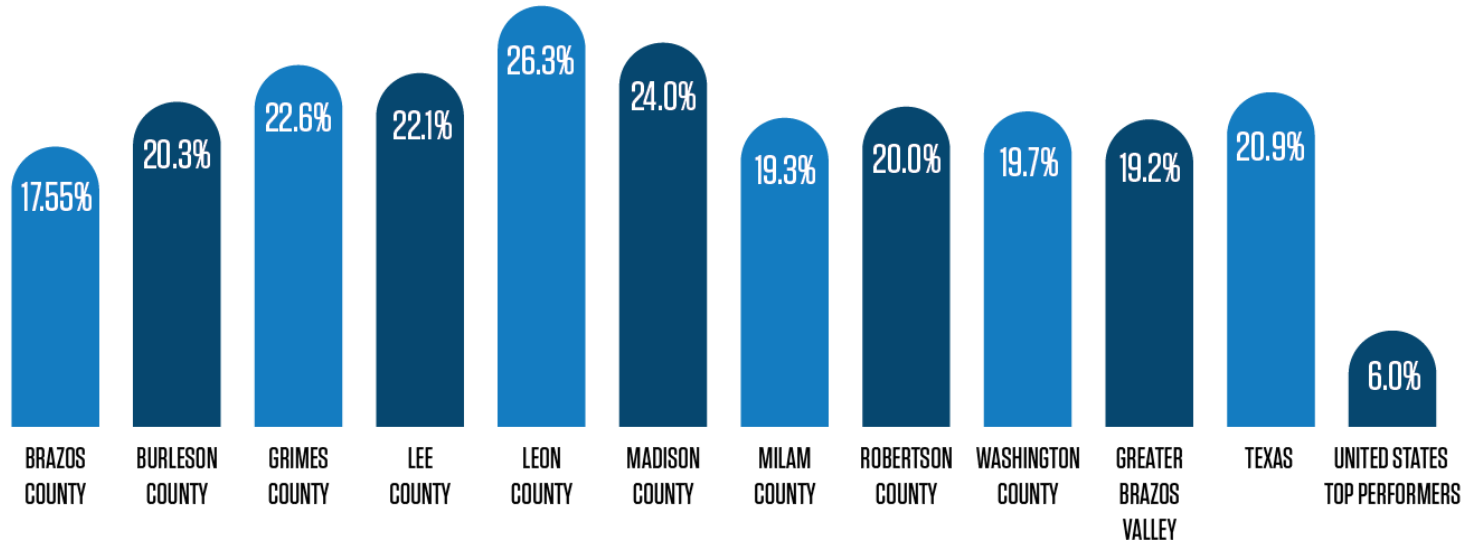




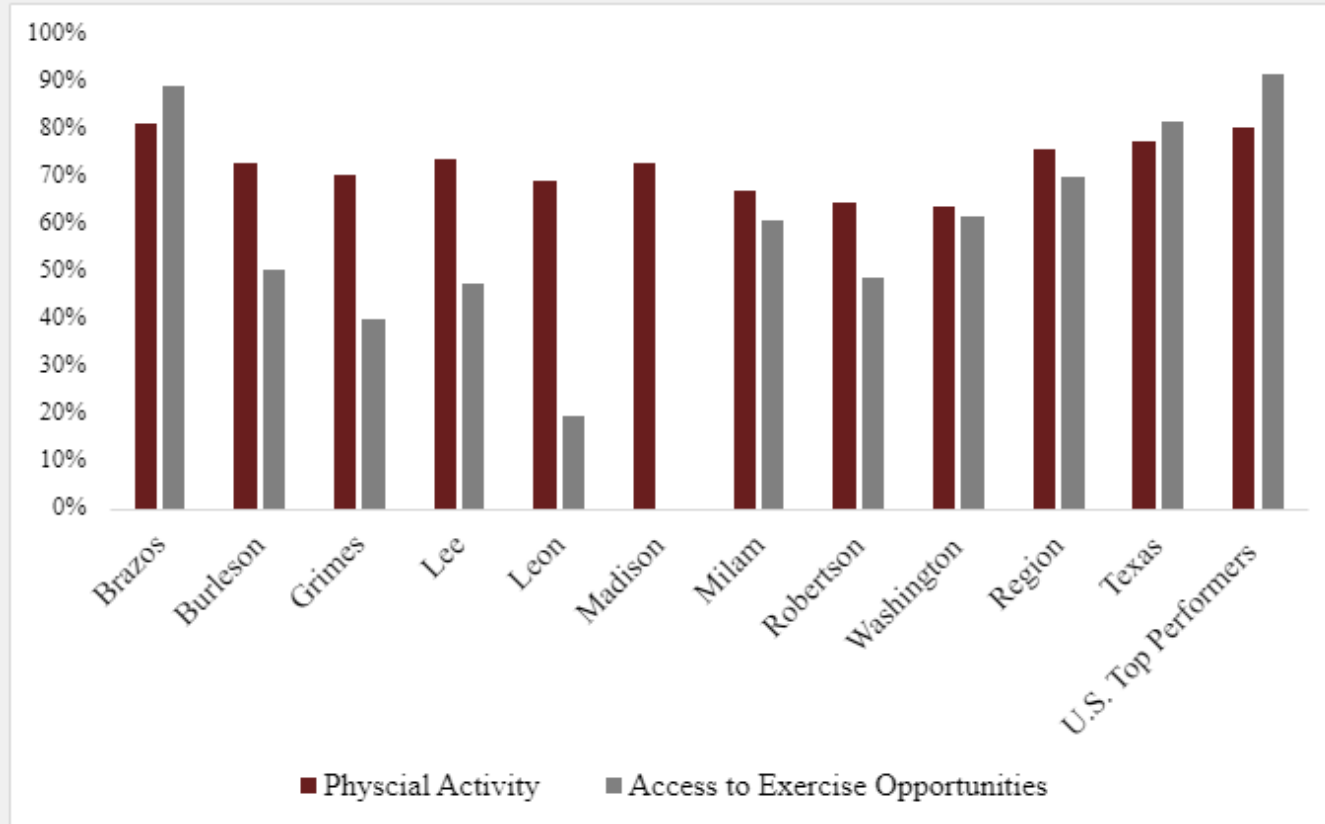
# Severe Housing Problems



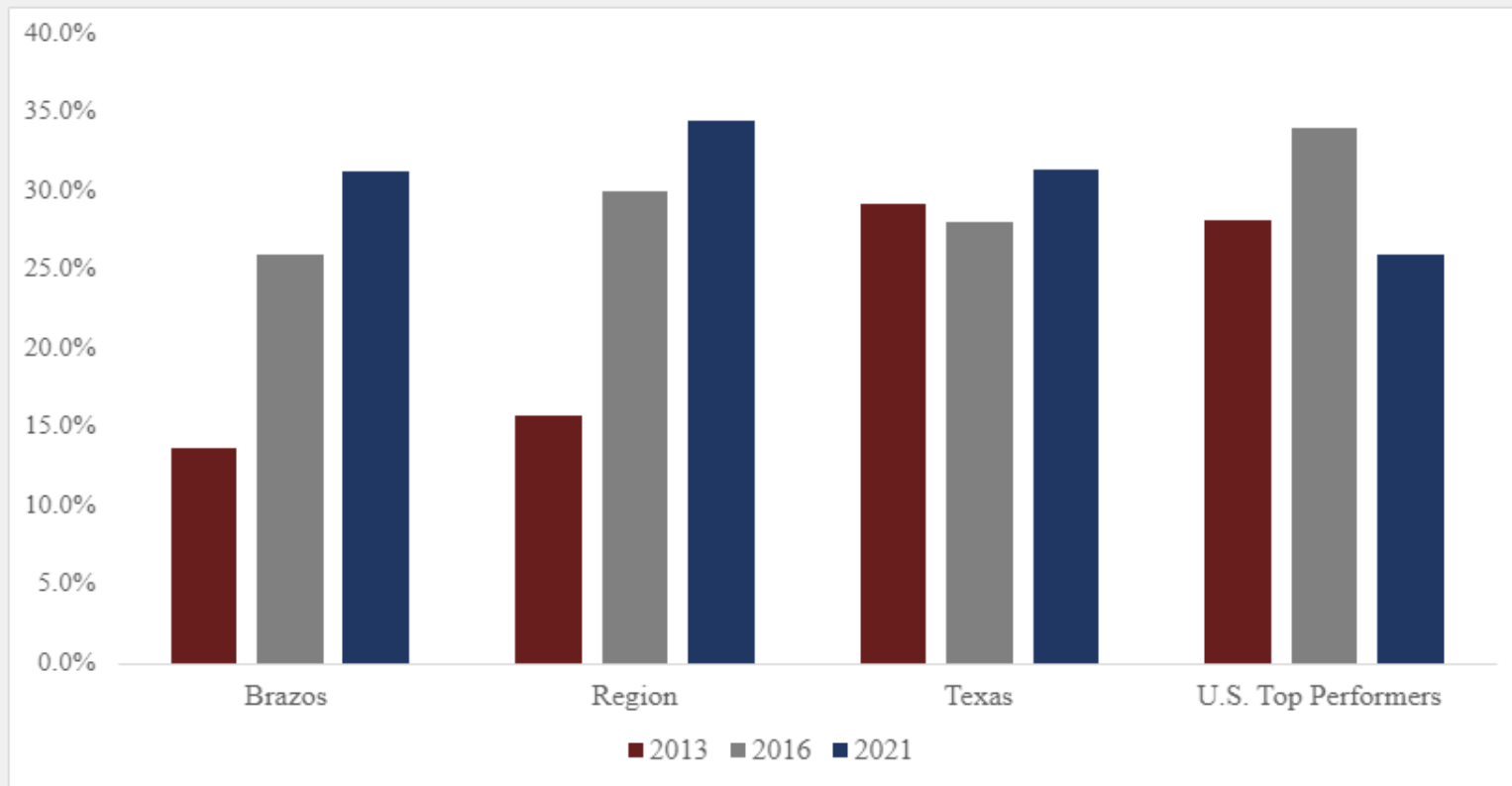
# No Health Insurance



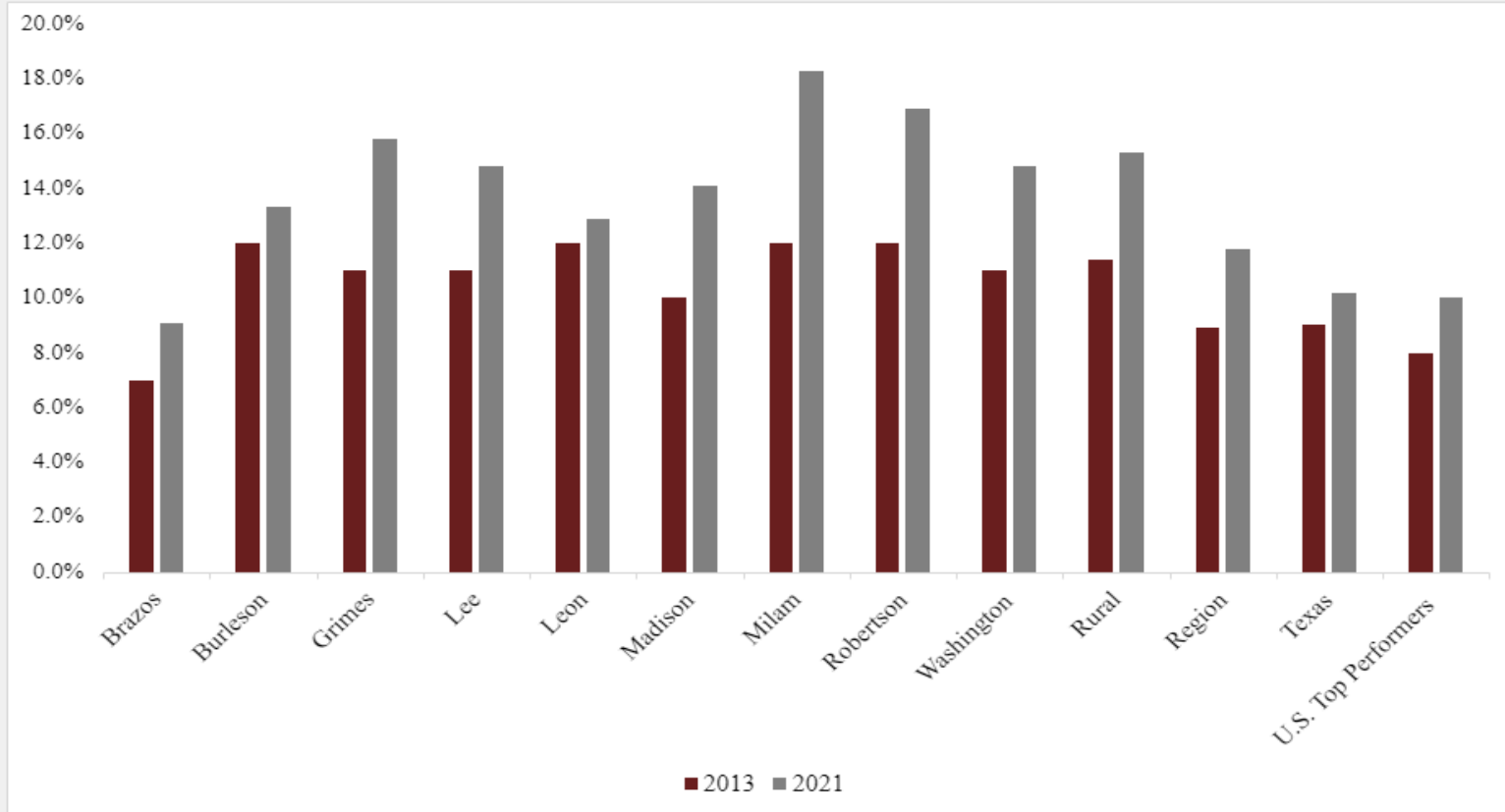
# Physical Activity & Access to Exercise



# Percent Change in Obesity Rates



# 2013-2021 Change in Diabetes



# Poor Mental & Physical Health Days

- There has been a notable increase in the number of poor mental & poor physical health days between 2013 and 2021 for the region.
- There has been a 22% (.8 days) increase from 2013-2021 in the number of poor physical health days for the region, and a 35% (1.2 days) increase in poor mental health days.

# COVID-19 and Impact on Region (March 1, 2020-May 1, 2022)

88,378

Cases

Total reported from the Region

1,131

Deaths

Total from COVID-19 related complications in the Region

45.3%

Vaccinations

Percentage of the Region's residents who are "fully vaccinated"



+

# Significant County Findings

+

+

+

+

+





# Significant County Findings

## Regional

- Friendly, traditional, developing
- Brazos County is a resource hub
- Rural counties have poor access to resources, jobs, and services
- Social isolation increased due to COVID-19
- Lack of affordable housing options
- Lack of healthcare providers in all fields across the Region

## County-Specific

- Economic development in Burleson, Lee, and Leon Counties from the Samsung factory and Tesla factory
- Robertson County communities have expressed racial inequities that inhibit development across the county
- Milam County is remedying their shortage of clinicians by increasing independent NP's locally

# Region Summary

- Transportation has been identified as a top issue of concern in the Greater Brazos Valley Region since 2002
  - Transportation impacts accessing resources, healthcare, and entertainment
- Residents were concerned with the lack of jobs with livable wages in their home counties
- COVID-19 exacerbated health conditions across the Region
- Six of the nine counties have fewer than 50% of their residents who report living *reasonably close* to a location for physical activity

# Region Summary

- Brazos County is seen as a regional hub for the rural counties for a variety of services
- Lack of communication to residents of available resources across their counties
  - Better communication between non-profit organizations, government programs, and residents
- Communities feel underprepared for extreme weather events, disaster response, and future pandemics



04

# Post-Assessment



# How to use 2022 Assessment

- In grants!
- Share with Board members
- Share with community members
- Share with external partners
- Cchd.us is our website


# 2025 Assessment Timeline

Early 2024

Summer 2024

April 2025

May 2025



Begin Grant-Writing  
and Sponsorship  
Solicitation

CDG's will  
begin

Full Report  
Will Be Ready

Health  
Summit





# Thank You

Email: [cchd@tamu.edu](mailto:cchd@tamu.edu)

Website: [cchd.us](http://cchd.us)

